

Recent Development in the Stored Energy Evaluation

Miloslav Čapek¹ Lukáš Jelínek¹ Pavel Hazdra¹
Guy A. E. Vandebosch² Miloš Mazánek¹

¹Department of Electromagnetic Field, CTU-FEE in Prague, Czech Republic
miloslav.capek@fel.cvut.cz

²Department of Electrical Engineering, Katholieke Universiteit Leuven, Belgium

COST IC1102 (VISTA), 9th meeting
Villefranche-sur-Mer, France, 2015

- 1 Motivation
- 2 Interconnection of Various Definitions
- 3 Comparison
- 4 Observations
- 5 Remarks
- 6 Definition of Stored Energy
- 7 Issues to be Solved

Stored energy in EM field

Why we are interested?



- ▶ Stored energy poses interesting theoretical yet unsolved problem of classical electrodynamics.

Stored energy in EM field

Why we are interested?



- ▶ Stored energy poses interesting theoretical yet unsolved problem of classical electrodynamics.
 - Potentially infinite total energy within a time-harmonic steady state, for $r \rightarrow \infty$

$$\frac{r}{c_0} \int_0^{2\pi} \int_0^{\pi} \left(\mathbf{E}_{\text{far}}(\vartheta, \varphi) \times \mathbf{H}_{\text{far}}^*(\vartheta, \varphi) \right) \cdot \mathbf{n}_0 r^2 \sin \vartheta \, d\vartheta \, d\varphi \rightarrow \infty$$

Stored energy in EM field

Why we are interested?



- ▶ Stored energy poses interesting theoretical yet unsolved problem of classical electrodynamics.
 - Potentially infinite total energy within a time-harmonic steady state, for $r \rightarrow \infty$

$$\frac{r}{c_0} \int_0^{2\pi} \int_0^{\pi} \left(\mathbf{E}_{\text{far}}(\vartheta, \varphi) \times \mathbf{H}_{\text{far}}^*(\vartheta, \varphi) \right) \cdot \mathbf{n}_0 r^2 \sin \vartheta \, d\vartheta \, d\varphi \rightarrow \infty$$

- since

$$\mathbf{E}_{\text{far}}(\vartheta, \varphi) \approx \frac{1}{r} \mathbf{F}(\vartheta, \varphi) e^{-jkr},$$

$$\mathbf{H}_{\text{far}}(\vartheta, \varphi) \approx \sqrt{\frac{\epsilon_0}{\mu_0}} \mathbf{n}_0 \times \mathbf{E}_{\text{far}}(\vartheta, \varphi).$$

Stored energy in EM field

Why we are interested?



- ▶ Stored energy W_{sto} is important for evaluation of antenna quality factor Q , since¹:

The ratio of 2π times the energy stored in the fields excited by the antenna to the energy radiated and dissipated per cycle.

- *) There is also IEEE note¹ regarding the Q_Z factor. It is however not discussed here.
 †) Another matter is a potential functional dependence² between FBW and Q .

¹Standard definitions of terms for antennas 145 – 1993, [IEEE Antennas and Propagation Society](#)

²M. Capek, L. Jelinek, and P. Hazdra, “On the functional relation between quality factor and fractional bandwidth”, *IEEE Trans. Antennas Propag.*, vol. 63, no. 6, pp. 2787–2790, 2015. doi: [10.1109/TAP.2015.2414472](https://doi.org/10.1109/TAP.2015.2414472).

Stored energy in EM field

Why we are interested?



- ▶ Stored energy W_{sto} is important for evaluation of antenna quality factor Q , since¹:

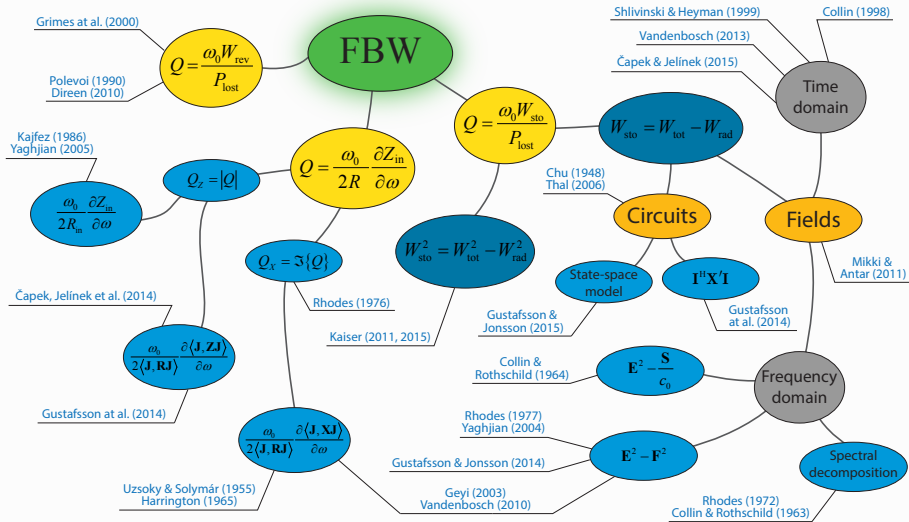
*The ratio of 2π times the **energy stored** in the fields excited by the antenna to the energy radiated and dissipated per cycle.*

$$Q \equiv \omega_0 \frac{W_{\text{sto}}}{P_{\text{rad}}}$$

- *) There is also IEEE note¹ regarding the Q_Z factor. It is however not discussed here.
 †) Another matter is a potential functional dependence² between FBW and Q .

¹Standard definitions of terms for antennas 145 – 1993, [IEEE Antennas and Propagation Society](#)

²M. Capek, L. Jelinek, and P. Hazdra, “On the functional relation between quality factor and fractional bandwidth”, *IEEE Trans. Antennas Propag.*, vol. 63, no. 6, pp. 2787–2790, 2015. doi: [10.1109/TAP.2015.2414472](https://doi.org/10.1109/TAP.2015.2414472).



FBW is parameter of primary importance... (at least for many researchers)

What concepts we selected?



Two different points of view can be distinguished...

What concepts we selected?

Two different points of view can be distinguished. . .

Extraction of radiated energy³

$$w_{\text{sto}}(\mathbf{r}) = w_{\text{tot}}(\mathbf{r}) - \frac{\epsilon_0}{2} \frac{|\mathbf{F}(\mathbf{r})|^2}{r^2}$$

³D. R. Rhodes, “A reactance theorem”, *Proc. R. Soc. Lond. A.*, vol. 353, pp. 1–10, 1977. DOI: 10.1098/rspa.1977.0018,
 A. D. Yaghjian and S. R. Best, “Impedance, bandwidth and Q of antennas”, *IEEE Trans. Antennas Propag.*, vol. 53, no. 4, pp. 1298–1324, 2005. DOI: 10.1109/TAP.2005.8444443,
 G. A. E. Vandenbosch, “Reactive energies, impedance, and Q factor of radiating structures”, *IEEE Trans. Antennas Propag.*, vol. 58, no. 4, pp. 1112–1127, 2010. DOI: 10.1109/TAP.2010.2041166,
 M. Gustafsson and B. L. G. Jonsson, “Stored electromagnetic energy and antenna Q”, *Prog. Electromagn. Res.*, vol. 150, pp. 13–27, 2014

What concepts we selected?

Two different points of view can be distinguished...

Extraction of radiated energy

$$w_{\text{sto}}(\mathbf{r}) = w_{\text{tot}}(\mathbf{r}) - \frac{\epsilon_0}{2} \frac{|\mathbf{F}(\mathbf{r})|^2}{r^2}$$

Differentiation of impedance⁴

$$W_{\text{sto}} \propto \frac{\partial Z}{\partial \omega}$$

⁴M. Uzsoky and L. Solymár, “Theory of super-directive linear arrays”, *Acta Physica Academiae Scientiarum Hungaricae*, vol. 6, no. 2, pp. 185–205, 1956. DOI: 10.1007/BF03157322,
 R. F. Harrington, “Antenna excitation for maximum gain”, *IEEE Trans. Antennas Propag.*, vol. 13, no. 6, pp. 896–903, 1965. DOI: 10.1109/TAP.1965.1138539,
 D. Kajfez and W. P. Wheless, “Invariant definitions of the unloaded Q factor”, *IEEE Antennas Propag. Magazine*, vol. 34, no. 7, pp. 840–841, 1986,
 A. D. Yaghjian and S. R. Best, “Impedance, bandwidth and Q of antennas”, *IEEE Trans. Antennas Propag.*, vol. 53, no. 4, pp. 1298–1324, 2005. DOI: 10.1109/TAP.2005.844443,
 M. Capek, L. Jelinek, P. Hazdra, *et al.*, “The measurable Q factor and observable energies of radiating structures”, *IEEE Trans. Antennas Propag.*, vol. 62, no. 1, pp. 311–318, 2014. DOI: 10.1109/TAP.2013.2287519,
 M. Gustafsson, D. Tayli, and M. Cismasu. (2014), Q factors for antennas in dispersive media, [Online]. Available: <http://arxiv.org/abs/1408.6834>

What concepts we selected?

Two different points of view can be distinguished...

Extraction of radiated energy

$$w_{\text{sto}}(\mathbf{r}) = w_{\text{tot}}(\mathbf{r}) - \frac{\epsilon_0}{2} \frac{|\mathbf{F}(\mathbf{r})|^2}{r^2}$$

- ▶ coordinate dependent
- ▶ can be negative for $ka \gg 1$

Differentiation of impedance

$$W_{\text{sto}} \propto \frac{\partial Z}{\partial \omega}$$

- ▶ is not directly related to stored energy
- ▶ can be negative

Source concept definition of Q

Pivotal concept derived by Vandebosch⁵

$$Q^{(\text{Van})} = \frac{\omega (W_m + W_e + W_{\text{rad}})}{P_{\text{rad}}} \quad (1)$$

- ▶ can be negative, is coordinate independent, is gauge variant
- ▶ yields good results in most cases!

$$W_m = \frac{1}{4\pi\epsilon_0\omega^2} \int_{V_1} \int_{V_2} k^2 \mathbf{J}(\mathbf{r}_1) \cdot \mathbf{J}^*(\mathbf{r}_2) \frac{\cos(kR)}{R} dV_2 dV_1$$

$$W_e = \frac{1}{4\pi\epsilon_0\omega^2} \int_{V_1} \int_{V_2} \nabla_1 \cdot \mathbf{J}(\mathbf{r}_1) \nabla_2 \cdot \mathbf{J}^*(\mathbf{r}_2) \frac{\cos(kR)}{R} dV_2 dV_1$$

$$W_{\text{rad}} = \frac{-k}{4\pi\epsilon_0\omega^2} \int_{V_1} \int_{V_2} (k^2 \mathbf{J}(\mathbf{r}_1) \cdot \mathbf{J}^*(\mathbf{r}_2) - \nabla_1 \cdot \mathbf{J}(\mathbf{r}_1) \nabla_2 \cdot \mathbf{J}^*(\mathbf{r}_2)) \sin(kR) dV_2 dV_1$$

⁵G. A. E. Vandebosch, "Reactive energies, impedance, and Q factor of radiating structures", *IEEE Trans. Antennas Propag.*, vol. 58, no. 4, pp. 1112–1127, 2010. DOI: 10.1109/TAP.2010.2041166.

Measurable Q factors: Q_X and Q_Z

Input reactance⁶

$$Q_X = \frac{\omega}{2R_{\text{in}}} \left. \frac{\partial X_{\text{in}}}{\partial \omega} \right|_{\partial I_0 / \partial \omega = 0} \quad (2)$$

or input impedance⁷

$$Q_Z = \frac{\omega}{2R_{\text{in}}} \left. \frac{\partial Z_{\text{in}}}{\partial \omega} \right|_{\partial I_0 / \partial \omega = 0} \quad (3)$$

- ▶ both concept represent *measurable Q* since they can be measured at input port

⁶R. F. Harrington, “Antenna excitation for maximum gain”, *IEEE Trans. Antennas Propag.*, vol. 13, no. 6, pp. 896–903, 1965. DOI: 10.1109/TAP.1965.1138539, D. R. Rhodes, “Observable stored energies of electromagnetic systems”, *J. Franklin Inst.*, vol. 302, no. 3, pp. 225–237, 1976. DOI: 10.1016/0016-0032(79)90126-1.

⁷D. R. Rhodes, “Observable stored energies of electromagnetic systems”, *J. Franklin Inst.*, vol. 302, no. 3, pp. 225–237, 1976. DOI: 10.1016/0016-0032(79)90126-1, A. D. Yaghjian and S. R. Best, “Impedance, bandwidth and Q of antennas”, *IEEE Trans. Antennas Propag.*, vol. 53, no. 4, pp. 1298–1324, 2005. DOI: 10.1109/TAP.2005.844443.

Source concept definition of Q_X

Two recent attempts^{8,9} to express Q_X in source concept formalism

$$Q_X^{(\text{Cap})} = Q^{(\text{Van})} + \frac{\omega W_{\partial\omega}}{P_{\text{rad}}} \quad (4)$$

$$Q_X^{(\text{Geyi})} = Q^{(\text{Van})} + \frac{\omega W_{\text{Geyi}}}{P_{\text{rad}}} \quad (5)$$

$$W_{\partial\omega} = \frac{1}{4\pi\epsilon_0\omega} \int_{V_1} \int_{V_2} \Re \left\{ k^2 \frac{\partial \mathbf{J}(\mathbf{r}_1) \cdot \mathbf{J}^*(\mathbf{r}_2)}{\partial\omega} - \frac{\partial \nabla_1 \cdot \mathbf{J}(\mathbf{r}_1) \nabla_2 \cdot \mathbf{J}^*(\mathbf{r}_2)}{\partial\omega} \right\} \frac{\cos(kR)}{R} dV_2 dV_1$$

$$W_{\text{Geyi}} = \frac{1}{4\pi\epsilon_0\omega} \int_{V_1} \int_{V_2} \Im \left\{ k^2 \frac{\partial \mathbf{J}(\mathbf{r}_1) \cdot \mathbf{J}^*(\mathbf{r}_2)}{\partial\omega} - \frac{\partial \nabla_1 \cdot \mathbf{J}(\mathbf{r}_1) \nabla_2 \cdot \mathbf{J}^*(\mathbf{r}_2)}{\partial\omega} \right\} \frac{\sin(kR)}{R} dV_2 dV_1$$

⁸M. Capek, L. Jelinek, P. Hazdra, *et al.*, “The measurable Q factor and observable energies of radiating structures”, *IEEE Trans. Antennas Propag.*, vol. 62, no. 1, pp. 311–318, 2014. DOI: 10.1109/TAP.2013.2287519, W. Geyi, “On stored energies and radiation Q”, *IEEE Trans. Antennas Propag.*, vol. 63, no. 2, pp. 636–645, 2015. DOI: 10.1109/TAP.2014.2384028.

⁹Note that **there is nowhere** stated that $Q_X^{(\text{Cap})}$ has any relationship to the stored energy.

Source concept definition of Q_X

Two recent attempts^{8,9} to express Q_X in source concept formalism

$$Q_X^{(\text{Cap})} = Q^{(\text{Van})} + \frac{\omega W_{\partial\omega}}{P_{\text{rad}}} \stackrel{?}{=} Q_X \quad (4)$$

$$Q_X^{(\text{Geyi})} = Q^{(\text{Van})} + \frac{\omega W_{\text{Geyi}}}{P_{\text{rad}}} \stackrel{?}{=} Q_X \quad (5)$$

$$W_{\partial\omega} = \frac{1}{4\pi\epsilon_0\omega} \int_{V_1} \int_{V_2} \Re \left\{ k^2 \frac{\partial \mathbf{J}(\mathbf{r}_1) \cdot \mathbf{J}^*(\mathbf{r}_2)}{\partial\omega} - \frac{\partial \nabla_1 \cdot \mathbf{J}(\mathbf{r}_1) \nabla_2 \cdot \mathbf{J}^*(\mathbf{r}_2)}{\partial\omega} \right\} \frac{\cos(kR)}{R} dV_2 dV_1$$

$$W_{\text{Geyi}} = \frac{1}{4\pi\epsilon_0\omega} \int_{V_1} \int_{V_2} \Im \left\{ k^2 \frac{\partial \mathbf{J}(\mathbf{r}_1) \cdot \mathbf{J}^*(\mathbf{r}_2)}{\partial\omega} - \frac{\partial \nabla_1 \cdot \mathbf{J}(\mathbf{r}_1) \nabla_2 \cdot \mathbf{J}^*(\mathbf{r}_2)}{\partial\omega} \right\} \frac{\sin(kR)}{R} dV_2 dV_1$$

⁸M. Capek, L. Jelinek, P. Hazdra, *et al.*, “The measurable Q factor and observable energies of radiating structures”, *IEEE Trans. Antennas Propag.*, vol. 62, no. 1, pp. 311–318, 2014. DOI: 10.1109/TAP.2013.2287519, W. Geyi, “On stored energies and radiation Q”, *IEEE Trans. Antennas Propag.*, vol. 63, no. 2, pp. 636–645, 2015. DOI: 10.1109/TAP.2014.2384028.

⁹Note that **there is nowhere** stated that $Q_X^{(\text{Cap})}$ has any relationship to the stored energy.

Another concepts of Q_X

Another concepts¹⁰ are recalled to decide whether $Q_X^{(\text{Cap})}$ or $Q_X^{(\text{Geyi})}$ is correct:

$$Q^{(\text{Yagh})} = Q_X - \frac{\omega W_{\partial F}}{P_{\text{rad}}} \quad (6)$$

$$Q^{(\text{Gust})} = Q^{(\text{Van})} + \frac{\omega W_{F_2}}{P_{\text{rad}}} \quad (7)$$

$$W_{\partial F} = \frac{2}{Z_0} \oint_{S_\infty} \Im \left\{ \mathbf{F}^*(\mathbf{r}) \cdot \frac{\partial \mathbf{F}(\mathbf{r})}{\partial \omega} \right\} \sin(\vartheta) \, d\vartheta \, d\varphi$$

$$W_{F_2} = \frac{1}{4\pi\epsilon_0\omega^2} \int_{V_1} \int_{V_2} \Im \left\{ k^2 \mathbf{J}(\mathbf{r}_1) \cdot \mathbf{J}^*(\mathbf{r}_2) - \nabla_1 \cdot \mathbf{J}(\mathbf{r}_1) \nabla_2 \cdot \mathbf{J}^*(\mathbf{r}_2) \right\} \mathcal{G}(\mathbf{r}_1, \mathbf{r}_2) \, dV_2 \, dV_1$$

$$\mathcal{G}(\mathbf{r}_1, \mathbf{r}_2) = \frac{k^2 (\|\mathbf{r}_1\|^2 - \|\mathbf{r}_2\|^2) j_1(kR)}{R}$$

¹⁰M. Gustafsson and B. L. G. Jonsson, "Stored electromagnetic energy and antenna Q", , *Prog. Electromagn. Res.*, vol. 150, pp. 13–27, 2014, A. D. Yaghjian and S. R. Best, "Impedance, bandwidth and Q of antennas", *IEEE Trans. Antennas Propag.*, vol. 53, no. 4, pp. 1298–1324, 2005. doi: 10.1109/TAP.2005.844443.

Another concepts of Q_X

Another concepts¹⁰ are recalled to decide whether $Q_X^{(\text{Cap})}$ or $Q_X^{(\text{Geyi})}$ is correct:

$$Q^{(\text{Yagh})} = Q_X - \frac{\omega W_{\partial F}}{P_{\text{rad}}} \quad (6)$$

$$Q^{(\text{Gust})} = Q^{(\text{Van})} + \frac{\omega W_{F_2}}{P_{\text{rad}}} = Q^{(\text{Yagh})} \quad (7)$$

$$W_{\partial F} = \frac{2}{Z_0} \oint_{S_\infty} \Im \left\{ \mathbf{F}^*(\mathbf{r}) \cdot \frac{\partial \mathbf{F}(\mathbf{r})}{\partial \omega} \right\} \sin(\vartheta) \, d\vartheta \, d\varphi$$

$$W_{F_2} = \frac{1}{4\pi\epsilon_0\omega^2} \int_{V_1} \int_{V_2} \Im \left\{ k^2 \mathbf{J}(\mathbf{r}_1) \cdot \mathbf{J}^*(\mathbf{r}_2) - \nabla_1 \cdot \mathbf{J}(\mathbf{r}_1) \nabla_2 \cdot \mathbf{J}^*(\mathbf{r}_2) \right\} \mathcal{G}(\mathbf{r}_1, \mathbf{r}_2) \, dV_2 \, dV_1$$

$$\mathcal{G}(\mathbf{r}_1, \mathbf{r}_2) = \frac{k^2 (\|\mathbf{r}_1\|^2 - \|\mathbf{r}_2\|^2) j_1(kR)}{R}$$

¹⁰M. Gustafsson and B. L. G. Jonsson, "Stored electromagnetic energy and antenna Q", , *Prog. Electromagn. Res.*, vol. 150, pp. 13–27, 2014, A. D. Yaghjian and S. R. Best, "Impedance, bandwidth and Q of antennas", *IEEE Trans. Antennas Propag.*, vol. 53, no. 4, pp. 1298–1324, 2005. doi: 10.1109/TAP.2005.844443.

Independent test of Q_X

Combining previous relations, we arrive at

$$Q_X = Q^{(\text{Van})} + \frac{\omega W_{\partial F}}{P_{\text{rad}}} + \frac{\omega W_{F_2}}{P_{\text{rad}}}. \quad (8)$$

Observations:

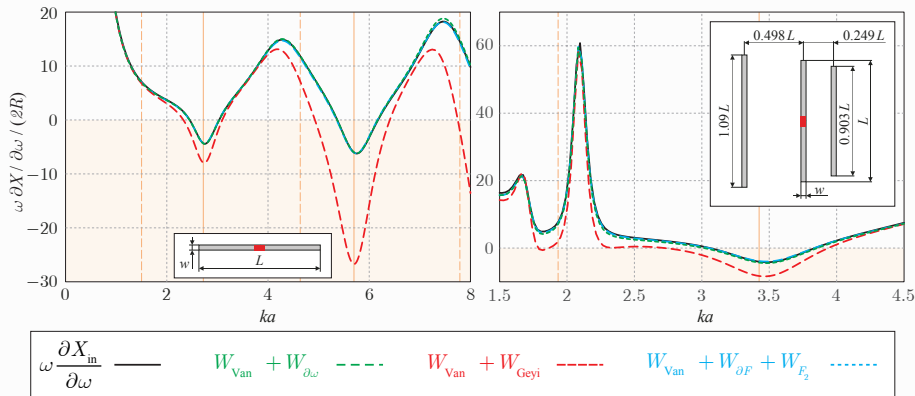
- ▶ (8) forms second independent test of $Q_X^{(\text{Cap})}$ (4) and $Q_X^{(\text{Geyi})}$ (5) being equal to Q_X
- ▶ Q_X and $Q^{(\text{Van})}$ **are not** coordinate dependent
- ▶ $W_{\partial F}$ and W_{F_2} **are** coordinate dependent

Based on (8), the following expression¹¹ should be inspected (RHS is from e.q. (65), $\mathbf{J}' \equiv \partial \mathbf{J}(\mathbf{r}) / \partial \omega$):

$$W_{\partial F} + W_{F_2} = \frac{1}{4} \oint_{S_\infty} \Im \{ \mathbf{E}(\mathbf{J}') \times \mathbf{H}^*(\mathbf{J}) - \mathbf{E}(\mathbf{J}) \times \mathbf{H}^*(\mathbf{J}') \} \cdot \mathbf{n}_0 \, dS \quad (9)$$

¹¹G. A. E. Vandenbosch, "Reactive energies, impedance, and Q factor of radiating structures", *IEEE Trans. Antennas Propag.*, vol. 58, no. 4, pp. 1112–1127, 2010. DOI: 10.1109/TAP.2010.2041166.

Comparison of all methods



Reply to these results has been posted on arXiv¹².

¹²W. Geyi, "Reply to Comments on 'Stored energies and radiation Q'", , 2015. eprint: 1509.07252. [Online]. Available: <http://arxiv.org/abs/1509.07252>.

Results

Correct¹³ source definition of Q_X is

$$Q_X = Q_X^{(\text{Cap})}$$

thus, based on previous comparison, we have:

$$W_{\partial\omega} = W_{\partial F} + W_{F_2}. \quad (10)$$

► $W_{\partial\omega}$ is not coordinate dependent, but $W_{\partial F}$ and W_{F_2} are.

Based on (10), the following expression¹⁴ should be inspected (RHS is from e.q. (65), $\mathbf{J}' \equiv \partial\mathbf{J}(\mathbf{r})/\partial\omega$):

$$W_{\partial\omega} = \frac{1}{4} \oint_{S_\infty} \Im \{ \mathbf{E}(\mathbf{J}') \times \mathbf{H}^*(\mathbf{J}) - \mathbf{E}(\mathbf{J}) \times \mathbf{H}^*(\mathbf{J}') \} \cdot \mathbf{n}_0 \, dS \quad (11)$$

¹³M. Capek and L. Jelinek, “Comments on ‘On Stored Energies and Radiation Q’”, , *IEEE Trans. Antennas Propag.*, 2015.

¹⁴G. A. E. Vandenbosch, “Reactive energies, impedance, and Q factor of radiating structures”, *IEEE Trans. Antennas Propag.*, vol. 58, no. 4, pp. 1112–1127, 2010. DOI: 10.1109/TAP.2010.2041166.

Important Remarks



All of the selected concept have problems with at least one aspect of stored energy definition...

Important Remarks



All of the selected concept have problems with at least one aspect of stored energy definition...

...there is no coherent definition of the stored energy based no selected approaches.

Important Remarks



All of the selected concept have problems with at least one aspect of stored energy definition...

...there is no coherent definition of the stored energy based no selected approaches.

As a consequence, new paradigm should probably be looked for...



What the stored energy is?

Proposed definition of stored energy¹⁵

Stored electromagnetic energy is that part of the total electromagnetic energy that is, in comparison with the radiated energy, bound to the sources of the field, being unable to escape towards infinity.

- ▶ In all cases, the statement above can symbolically be written as

$$W_{\text{sto}} = \mathcal{F}(W_{\text{tot}}, W_{\text{rad}}). \quad (12)$$

- ▶ In order to correctly define stored energy W_{sto} , radiation energy W_{rad} has to be completely understood.
 - Expression (12) explicitly defines the radiated energy¹⁵.

¹⁵M. Capek and L. Jelinek, "Various interpretations of the stored and the radiated energy density", , 2015. [Online]. Available: <http://arxiv.org/abs/1503.06752>

What conditions should be met?



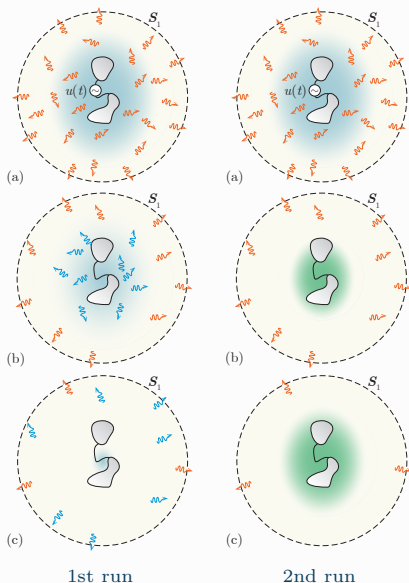
Stored energy $\stackrel{?}{\equiv}$ Physical quantity

As a physical quantity¹⁶, stored energy has to embody i.a.

- ▶ uniqueness,
- ▶ positive semi-definiteness,
- ▶ gauge invariance,
- ▶ coordinate-independence,
- ▶ equality to total energy for PEC cavities.

¹⁶J. D. Jackson, *Classical Electrodynamics*, 3rd ed. John Wiley, 1998

Novel idea how to evaluate stored energy



► Based on several thought experiments:

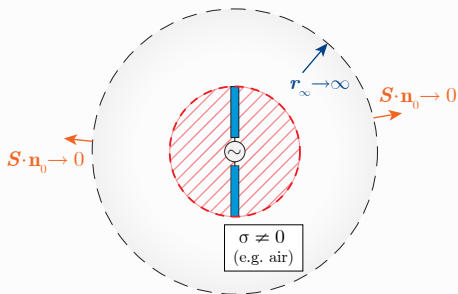
- the only measure of stored energy is the radiated energy,
- two runs of the method are required (difference yields the stored energy inside circumscribing sphere),

► presented at EuCAP 2015 and detailed at APS 2015,

► details can be found on arXive¹⁷

- manuscript submitted to Proc. Royal Soc. A.

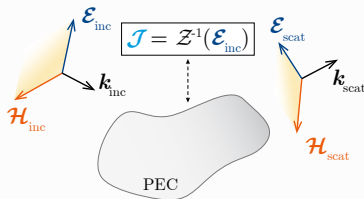
(Advanced) Contentious issues #1



We have practically no far-field for $\epsilon_r > 1$.

- ▶ Energy stored by a scatterer¹⁸
 - There is no feeding port.

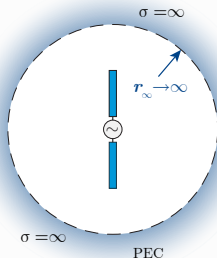
- ▶ Definition of radiated energy in dissipative environment¹⁸
 - Radiation cannot be defined as a part of total energy that reached the far-field ($\sigma \neq 0 \Rightarrow \mathbf{E}_{\text{far}} \times \mathbf{H}_{\text{far}}^* = 0$).



Scatterer without any input port.

¹⁸Questions raised during several discussions with Mats Gustafsson, Lars Jonsson and Lukas Jelinek.

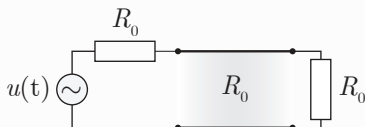
(Advanced) Contentious issues #2



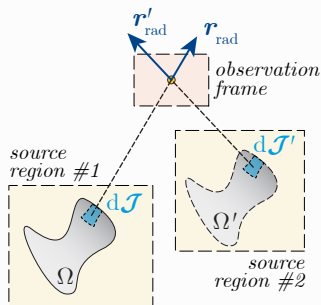
Infinity large PEC cavity.

- ▶ Physical meaning of radiation
 - Being e.g. inside a perfectly matched transmission line the outgoing power should be considered as radiated power.

- ▶ Is there any radiation for a PEC cavity of radius $r \rightarrow \infty$?
 - This is combination of several tough problems mentioned above.

Perfectly matched line \equiv “free space”?

(Advanced) Contentious issues #3



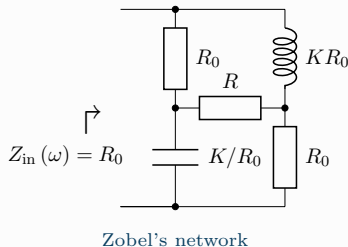
Radiation cannot be determined locally.

► Circuit's synthesis

- Is (Brune) synthesis unique?
- What about hidden states?

► Locality¹⁸

- *There is no local definition of outgoing directions.*¹⁹ Thus, the amount of radiated energy may not be interpreted strictly locally.



¹⁸Questions raised during several discussions with Mats Gustafsson, Lars Jonsson and Lukas Jelinek.

¹⁹From correspondence with Gerald Kaiser.

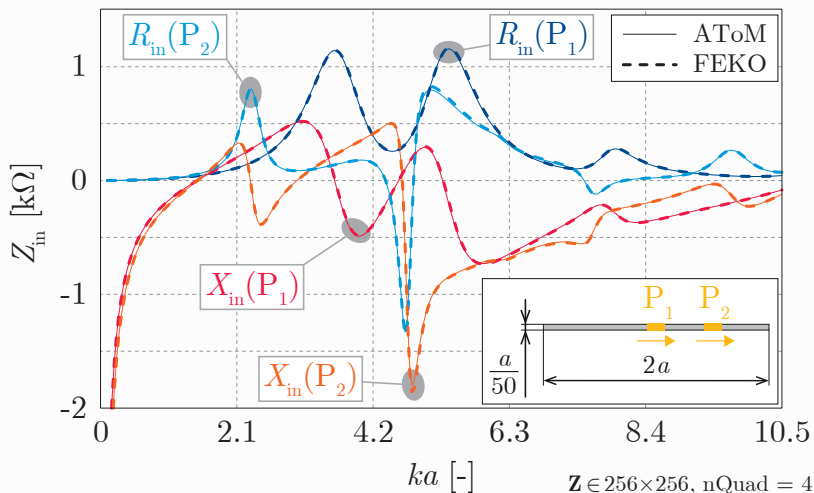
Implementation of stored energy evaluation



- ▶ antennatoolbox.com
- ▶ all in [Matlab](#)
 - source concept²⁰ (charact. modes, optimization, post-processing)
 - various techniques to evaluate stored energy will be available
- ▶ [YouTube](#) channel
 - AToM's core is almost complete
 - numerical methods (MoM, BEM, CM) are now implemented

²⁰See also the presentation from COST VISTA meeting in Madrid.

AToM 2D EFIE+MFIE MoM (Matlab)



Preliminary results for simple structure (comparison with FEKO).



Thank you!

For complete PDF presentation see [▶ capek.elmag.org](http://capek.elmag.org)

antennatoolbox.com
miloslav.capek@fel.cvut.cz

